



# Veterinary Dentistry: Behind the Scenes

Follow Abby, an 8 ½ year old golden retriever, as she has her teeth cleaned at Portsmouth Veterinary Clinic.



# But first a couple of questions to keep in mind...

1. Why do you brush your teeth every day and night?
2. Does your pet brush his/her teeth daily?
3. How do you think you would feel if you didn't brush your teeth?
4. What do you think your mouth would be like if you went a year without brushing your teeth?
5. What about 8 years?



# Let's Meet our Patient:

---

**Name:** Abby

**Gender:** Female

**Age:** 8 ½ years

**Breed:** Golden Retriever

Abby is an adorable golden retriever who loves life!



Abby had pre-anesthetic blood work done before coming in for her dentistry in order to make sure she was healthy enough to handle the anesthesia.



# The Veterinarian Examines Abby

Dr. Lapham also looks at Abby's teeth to see if there are any obvious concerns. Broken or missing teeth are some examples.



The certified veterinary technician (CVT), who will be cleaning Abby's teeth, also listens to Abby's heart so she knows her normal rhythm.

By knowing the patient's specific heart rhythm the technician is able to monitor her very closely for any changes during the dental procedure.







Next, pre-anesthetic medications are given to Abby.

The veterinarian and CVT determine the type and amount of medications given based on the patient's current health and weight.

Abby's heart is listened to for a third time to make sure she did okay with the pre-anesthetic medications.





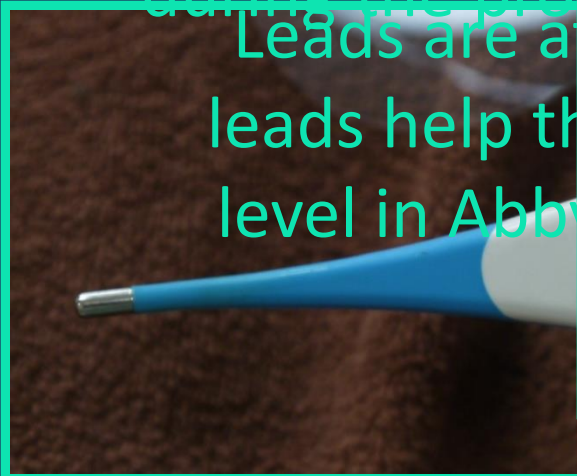


A catheter is then placed in Abby's front leg. This allows the fluids to be given directly into the vein. This allows the vet/tech to quickly give the needed rescue medications.

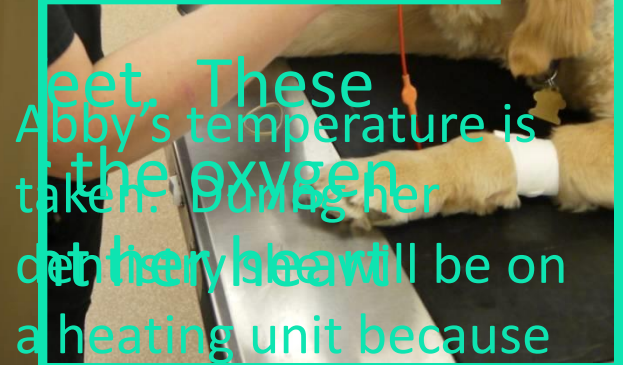
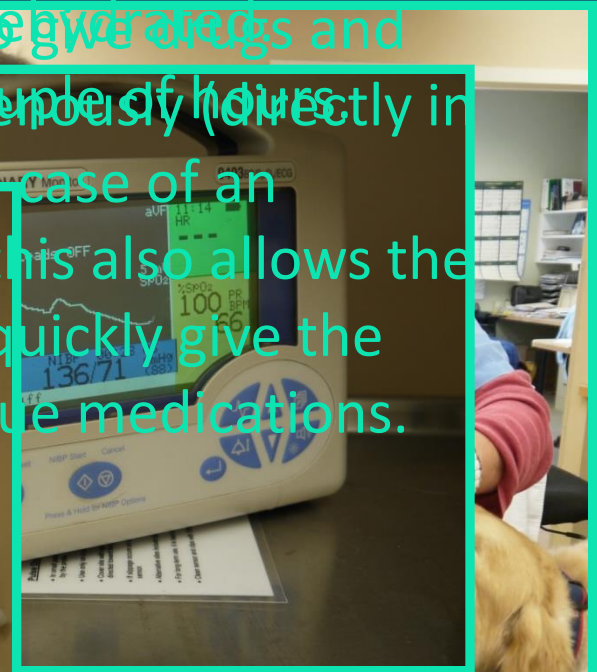
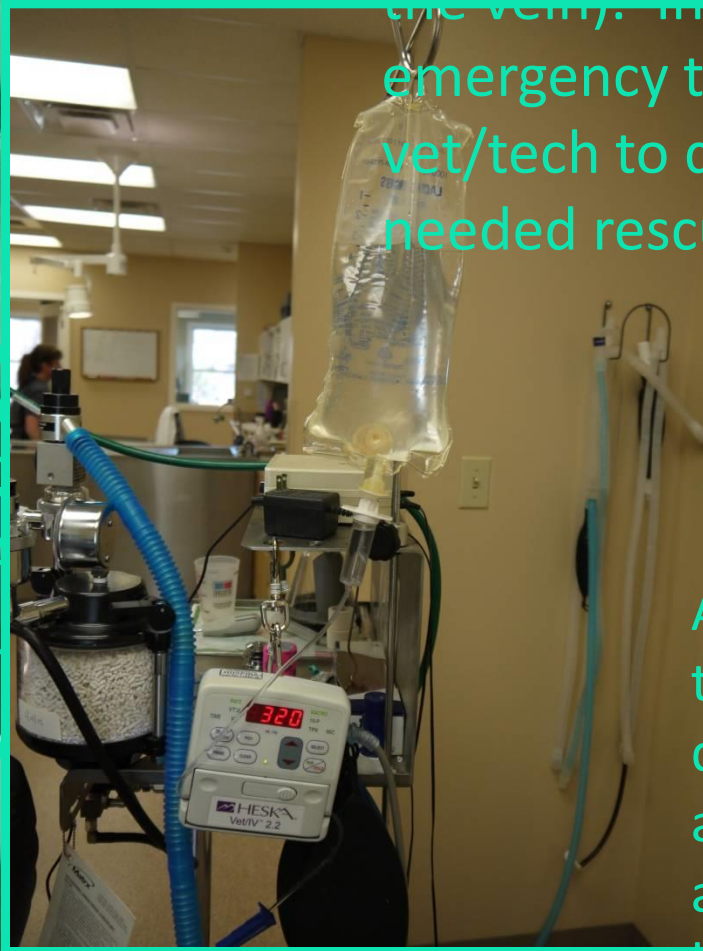
Some dental cleanings can take a couple of hours. In case of an emergency this also allows the vet/tech to quickly give the needed rescue medications.



A tube is then placed in Abby's mouth. This allows the dog to receive oxygen through this tube during the procedure.



Leads are attached to the dog's chest. These leads help the vet/tech monitor the dog's heart rate and oxygen level in Abby's blood.



These leads help the vet/tech monitor the dog's heart rate and oxygen level in Abby's blood. During her dental cleaning, she will be on a heating unit because anesthesia can cause hypothermia.



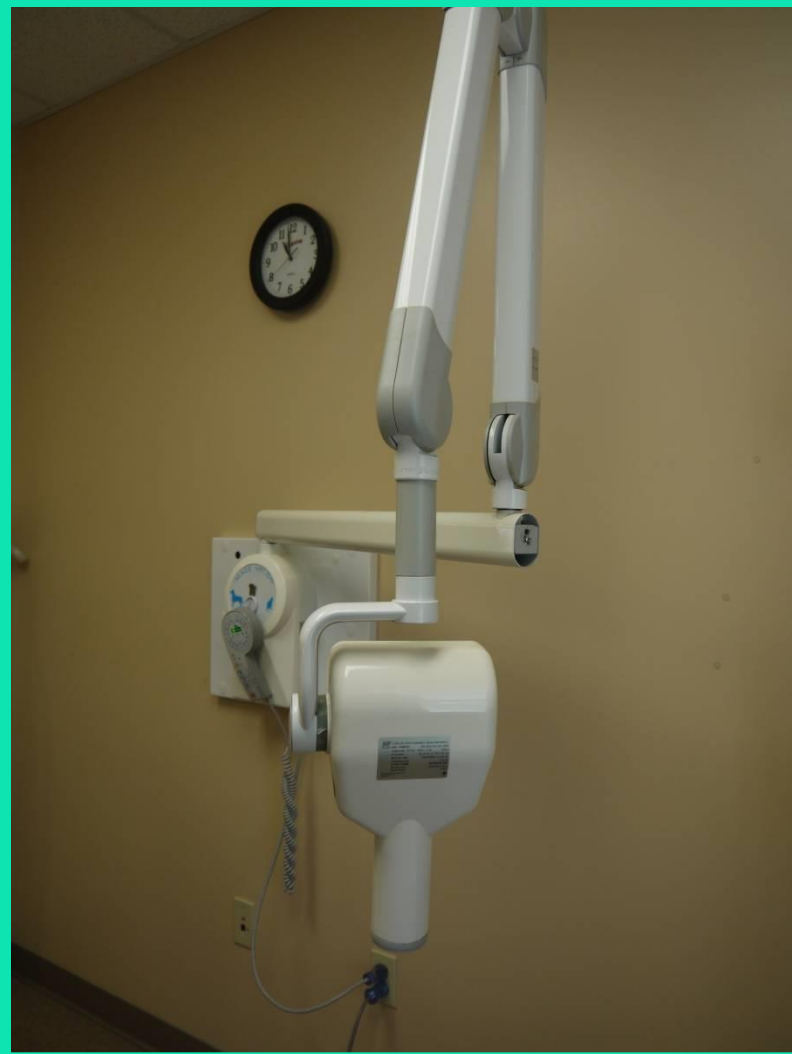
Abby is now ready to  
have her teeth  
cleaned.



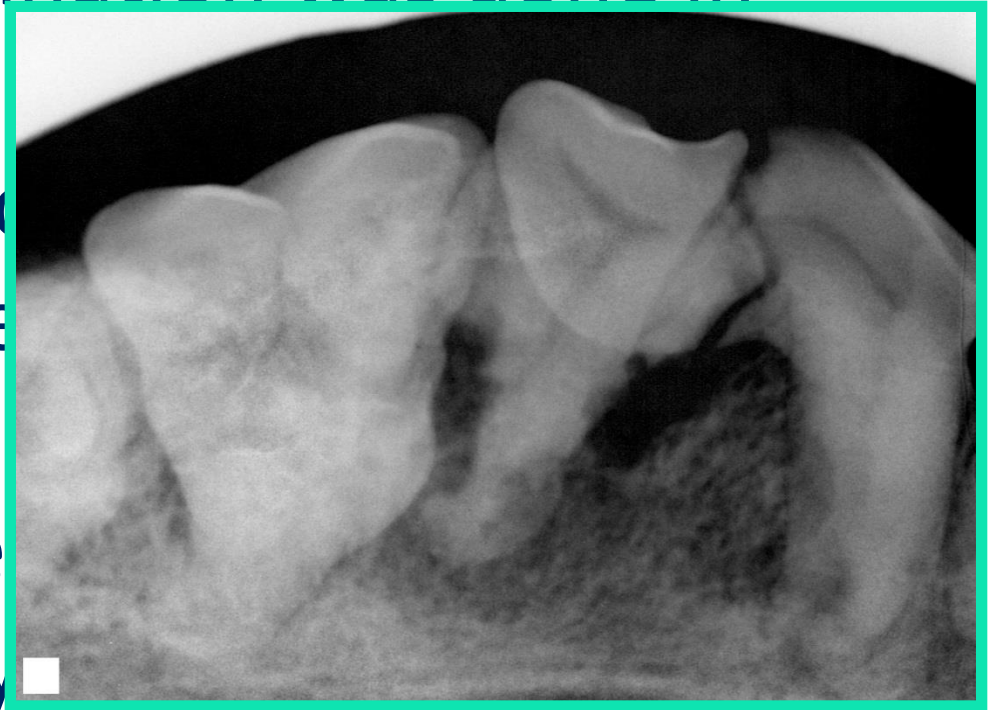
# Before Abby's Dentistry







was anesthetized a  
examination was done in



cedures are always a  
possibility during a dentistry.

# Ultrasonic Scaler

The ultrasonic scaler uses water and vibration to remove tarter build-up on teeth.







## Periodontal Scaler

The periodontal scaler removes tarter that forms under the gum line.



## Dental Probe

The dental probe is used to check the gums for pockets and the teeth for enamel defects.





## Polisher

The polisher is used to, well, polish the teeth.

Wonder what flavor the toothpaste is?

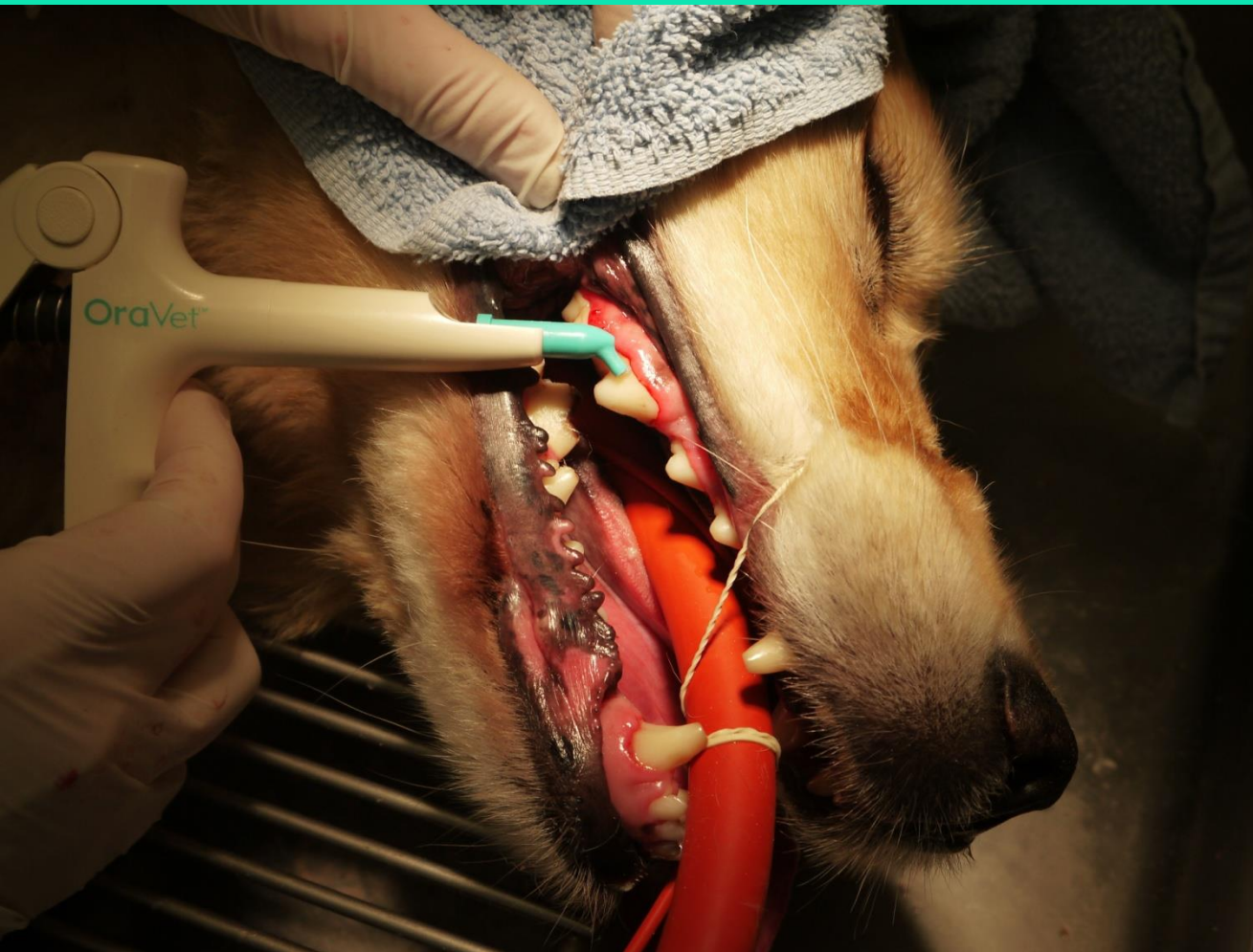


Dr. Lapham checks Abby's teeth once they have been cleaned.

Just like how your dentist checks your teeth after the technician finishes cleaning them.







## OraVet

OraVet is a sealant that we apply that significantly reduces plaque and tarter build-up on your pet's teeth.



After





Abby resting comfortably while waiting for her family to pick her up.